

Register a dog for an event on the Caniva event portal


<http://caniva.com>

1. Click on "LOGIN" at the top right.

The screenshot shows the Caniva event portal homepage. At the top, there is a navigation bar with the Caniva logo, social media links (Like, Share), a Feedback/Support button, and contact information. The 'LOGIN' button is highlighted with a red box. Below the navigation bar is a 'Choose event type' section with icons for various dog breeds and activities: IPO, Tracking, Agility, Lemning, Stone, Schutzhund, and Stövare. The main content area displays a list of events, including 'Vorre Brugshunde Forening', 'Trænerbasisuddannelse modul 3', and 'Kredsgeneralforsamling Kreds 7 Kalundborg'. A search bar and a map are also visible on the left side of the page.

On the following page you can register with your working-dog account / registration data on caniva. If you do not already have an account, you can register for free via the link.

login



To be able to use the full functionality of the system, you should log in. To register, you must use the e-mail address and the password of your working-dog account. If you do not have any, you can register free of charge here [working-dog](#)

! If you experience login difficulties, please empty your browsers cache.

e-mail


password

2. Select the event you want to enter and click on „Details“.

	<p>Caniva Testimotial Cup</p> <p>Deadline 04/30/2016 Date 04/15/2026 - 04/30/2026 Organizer Halle Hunde</p>	<p>City 06132 Halle  Races all races Classes IPO, Begleithundpruefung, R...</p>	 <input type="button" value="Details"/>
	<p>Agility-Turnier</p> <p>Deadline 05/14/2016 Date 06/04/2016 - 06/05/2016 Organizer HSV Leverkusen</p>	<p>City 51377 Leverkusen  Races all races Classes Agility</p>	<p>Registration at <input type="button" value="Webmelden"/></p>
	<p>2016 Western Regional Championship</p> <p>Deadline 05/14/2016 Date 05/27/2016 - 05/28/2016 Organizer Centennial Schutzhun...</p>	<p>City 80226 Lakewood  Races all races Classes IPO</p>	<input type="button" value="Details"/>

3. Once you have selected the event you see on the left the column „Subscribe for multiple days“. Click on there to start the process of entering your dog for the whole event.

2. working-dog Agility Cup



details information entry fee contact person trial chairman

date: 24.09.2016 - 25.09.2016
registration opening: 21.05.2016
closing date: 18.09.2016 16:24:04
starting places: 150
discipline: Agility
organizer: (H)alle Hunde e.V.
national group: LV 14 Sachsen-Anhalt
address: Geltestraße 9, 06184 Kabelsketal
e-mail: halle.hunde@web.de
home page: <http://www.halle-hunde.de/>
races: all races

Subscribe for multiple days

edit


export

TT-Software

back

If you only want to enter one day, scroll down until you see the individual tournament day. Click on “Subscribe dog now” to start the process of entering your dog.

Caniva Testimonial Cup



details information

date: 04/15/2026 - 04/30/2026
registration opening : 02/27/2016
closing date: 04/30/2016
starting places: 10
discipline: IPO, Begleithundpruefung, Rescue dog
organizer: Halle Hunde
national group: LV 14 Sachsen-Anhalt
address: Merseburger Str. 1, 06132 Halle
e-mail: kschoenherr@doegel.de
races: all races

Subscribe dog now

edit

export

Now select the individual disciplines in which you like to start.

2. working-dog Agility Cup - 25.09.2016

Agility

Agility		
<input checked="" type="checkbox"/> Agility 1 Large	<input type="checkbox"/> Agility 1 Medium	<input type="checkbox"/> Agility 1 Small
<input type="checkbox"/> Agility 2 Large	<input type="checkbox"/> Agility 2 Medium	<input type="checkbox"/> Agility 2 Small
<input type="checkbox"/> Agility 3 Large	<input type="checkbox"/> Agility 3 Medium	<input type="checkbox"/> Agility 3 Small

Jumping		
<input type="checkbox"/> Jumping 3 Large	<input type="checkbox"/> Jumping 3 Medium	<input type="checkbox"/> Jumping 3 Small

Sonstige		
<input type="checkbox"/> Spiel (J1 + J2) Small	<input type="checkbox"/> Spiel (J1 + J2) Medium	<input checked="" type="checkbox"/> Spiel (J1 + J2) Large

Subsequently fill in all required information about your dog. If you are registered with working-dog and your dogs already have a profile, you are able to choose in the dropdown menu under “my dogs”.

If your dog is not registered with working-dog the data information has to be done all automatically.

 dog data



My dogs

name *

gender * male female

litter day *

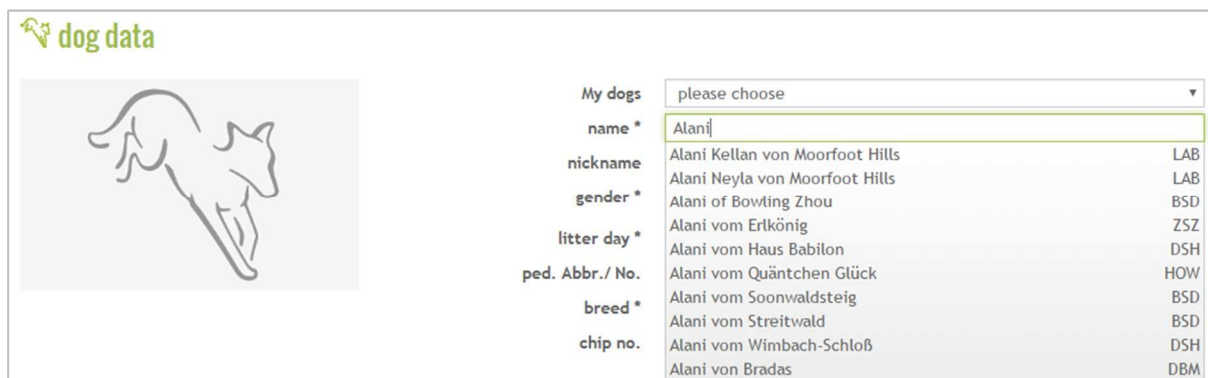
ped. Abbr./ No.

breed *

chip no.

All stored datas in working-dog, are generated and filled out automatically.

In case you want to enter a dog, which is not owned by you or a dog which is not linked to your profile, you have the possibility to search the working-dog portal by the name of the dog.

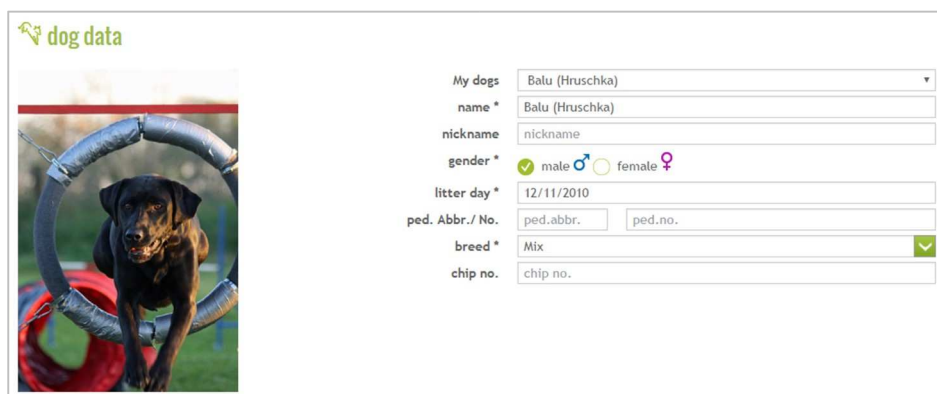


The screenshot shows the 'dog data' registration interface. On the left, there is a placeholder image of a dog's head. The form fields are as follows:

- My dogs:** A dropdown menu with 'please choose' selected.
- name *:** A text input field containing 'Alani'.
- nickname:** A text input field with a dropdown list of suggestions: 'Alani Kellan von Moorfoot Hills', 'Alani Neyla von Moorfoot Hills', 'Alani of Bowting Zhou', 'Alani vom Erbkönig', 'Alani vom Haus Babilon', 'Alani vom Quäntchen Glück', 'Alani vom Soonwaldsteig', 'Alani vom Streitwald', and 'Alani vom Wimbach-Schloß'.
- gender *:** A dropdown menu with suggestions: 'LAB', 'LAB', 'BSD', 'ZSZ', 'DSH', 'HOW', 'BSD', 'BSD', 'DSH', and 'DBM'.
- litter day *:** A text input field.
- ped. Abbr./ No.:** A text input field.
- breed *:** A dropdown menu with a green checkmark.
- chip no.:** A text input field.

After selection of the required dog, all necessary information are transferred automatically into the registration page.

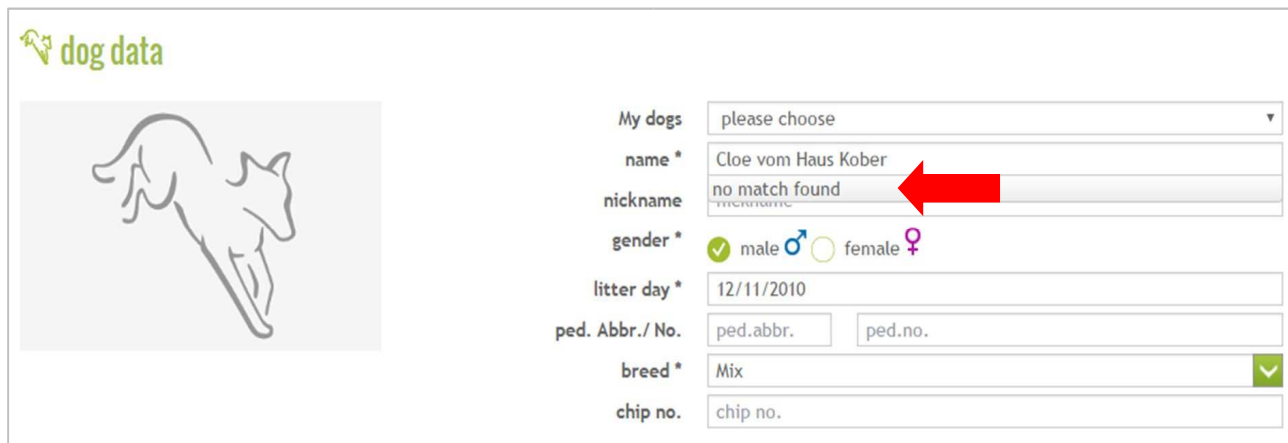
Data's which are not stored in working-dog need to be added manually.



The screenshot shows the 'dog data' registration interface with a photo of a dog and pre-filled data:

- My dogs:** A dropdown menu with 'Balu (Hruschka)' selected.
- name *:** A text input field containing 'Balu (Hruschka)'. The photo shows a black dog sitting on a red and silver agility ring.
- nickname:** A text input field containing 'nickname'.
- gender *:** Radio buttons for 'male' (checked) and 'female'.
- litter day *:** A text input field containing '12/11/2010'.
- ped. Abbr./ No.:** Two text input fields, one containing 'ped.abbr.' and the other 'ped.no.'.
- breed *:** A dropdown menu with 'Mix' selected and a green checkmark.
- chip no.:** A text input field containing 'chip no.'.

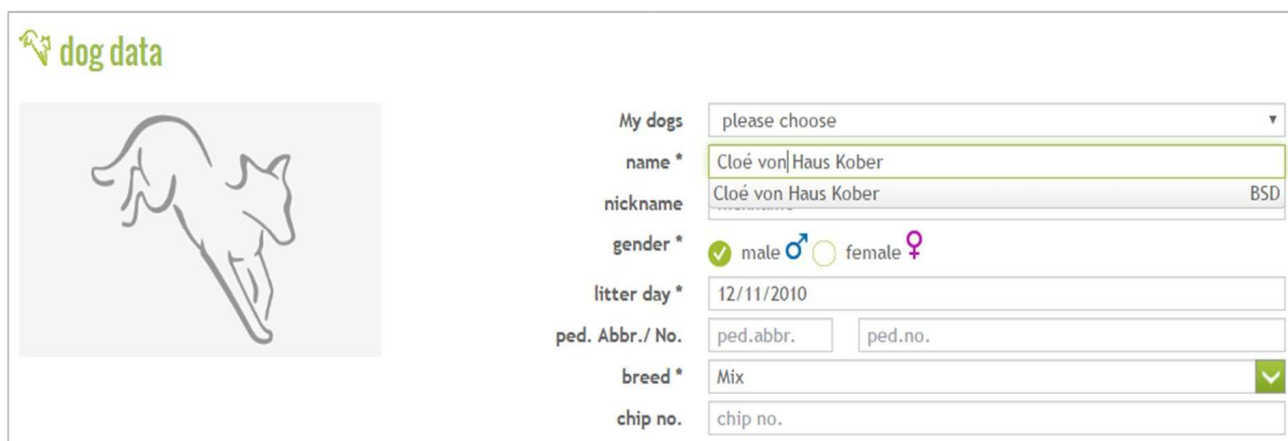
Pay attention to the correct spelling. Be aware that small deviations or mistakes can complicate the search function.



The screenshot shows the 'dog data' form with the following fields and values:

- My dogs:** please choose
- name *:** Cloe vom Haus Kober
- nickname:** no match found (indicated by a red arrow)
- gender *:** male female
- litter day *:** 12/11/2010
- ped. Abbr./ No.:** ped.abbr. (empty) | ped.no. (empty)
- breed *:** Mix
- chip no.:** chip no. (empty)

Example of no successful search. The name of the dog is misspelled.



The screenshot shows the 'dog data' form with the following fields and values:

- My dogs:** please choose
- name *:** Cloé von Haus Kober
- nickname:** Cloé von Haus Kober (with BSD)
- gender *:** male female
- litter day *:** 12/11/2010
- ped. Abbr./ No.:** ped.abbr. (empty) | ped.no. (empty)
- breed *:** Mix
- chip no.:** chip no. (empty)


Example of a successful search.


After you have entered your data, click on "Continue" at the bottom right.


4. Now enter all the required data for your person.


Since you must be registered for the notification in caniva, your data should be supplemented automatically.

If you are not the owner of the dog, you can click on it below. Now you can add the required data of the owner. If the owner is registered on working dog, you can search for him / her in the name field. After a successful search, all data are automatically supplemented.

 **data dog handler**

name *	<input type="text" value="Sarah Weigel"/>	street no.	<input type="text" value="street no."/>	
e-mail *	<input type="text" value="sarah_neu2009@web.de"/>	postal code	<input type="text" value="postal code"/>	
phone	<input type="text" value="phone"/>	city	<input type="text" value="Halle (Saale)"/>	
membership no. *	<input type="text" value="membership no."/>	Country	<input type="text" value="Germany"/>	
federation *	<input type="text" value="federation"/>			
club *	<input type="text" value="club"/>			
dog owner *	<input type="radio"/> like dog leader <input checked="" type="radio"/> other			

 **data dog owner**

name *	<input type="text" value="Maria Verk "/>	street no.	<input type="text" value="street no."/>	
e-mail *	<input type="text" value="Maria Verka Berlin"/>	postal code	<input type="text" value="postal code"/>	
phone	<input type="text" value="phone"/>	city	<input type="text" value="city"/>	
membership no. *	<input type="text" value="membership no."/>	Country	<input type="text" value="please choose"/>	
federation *	<input type="text" value="federation"/>			
club *	<input type="text" value="club"/>			

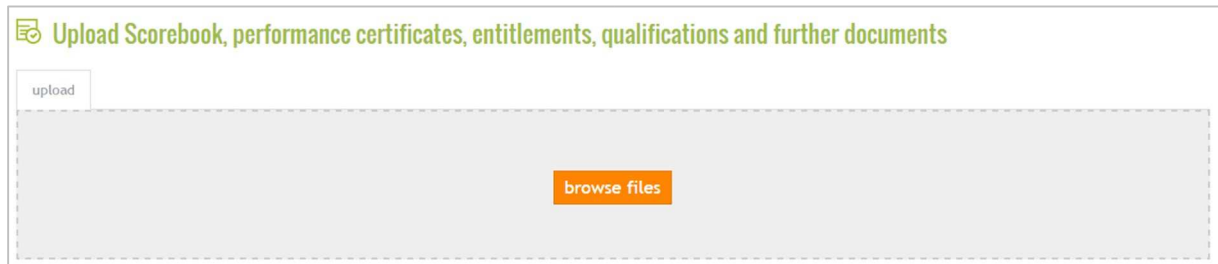
If the owner is not registered on working-dog, all data must be entered manually.

Click "Continue" at the bottom right to go to the next page.

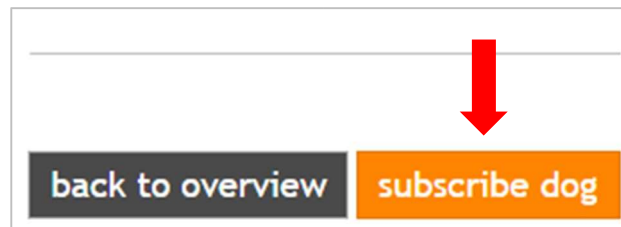
5. Confirm the questions there and go to the next page.



6. You can use the feature for upload on the bottom of the page. You may click on “choose file” to select relevant documents on your computer (for example proof of pedigree, etc.)



7. By clicking the button „subscribe dog“ your dog is registered for the event. The system automatically sends you an email to confirm the entry of the registration.



Your dog is successfully entered to the event!

Good luck!