



Canines Kolostrum – ein Update

Dr. Sebastian Ganz, sebastian.ganz@anicura.de
Anicura Kleintierspezialisten Karlsruhe
Anicura Kleintierzentrum Weingarten
Vortrag 22.08.2022


Was ist Kolostrum?

- ▶ Erstes Milchsekret bis Tag 1–2 p.p.
 - ▶ Einzige Energiequelle des Neugeborenen
 - ▶ Übertragung der passiven Immunität
 - ▶ Essentiell für Wachstum und Organentwicklung
 - ▶ Hochkonzentrierte Inhaltstoffe
- 


Bildung des Kolostrums

- ▶ Kolostrogenese ab 2 Wochen a.p.
 - ▶ Über komplexe hormonelle Kaskaden
 - ▶ Optimal zum Zeitpunkt der Geburt maximale Konzentrationen
 - ▶ Qualität multifaktoriell
- 


Aufgaben des Kolostrums

- ▶ Ausbildung des Immunsystems → Immunglobuline
 - ▶ Energie → Fette und Kohlenhydrate
 - ▶ Entwicklung der Organe → Wachstumsfaktoren
 - ▶ Stoffwechselprozesse → Vitamine und Enzyme
 - ▶ Immunologisches Gedächtnis → zelluläre Komponenten
- 

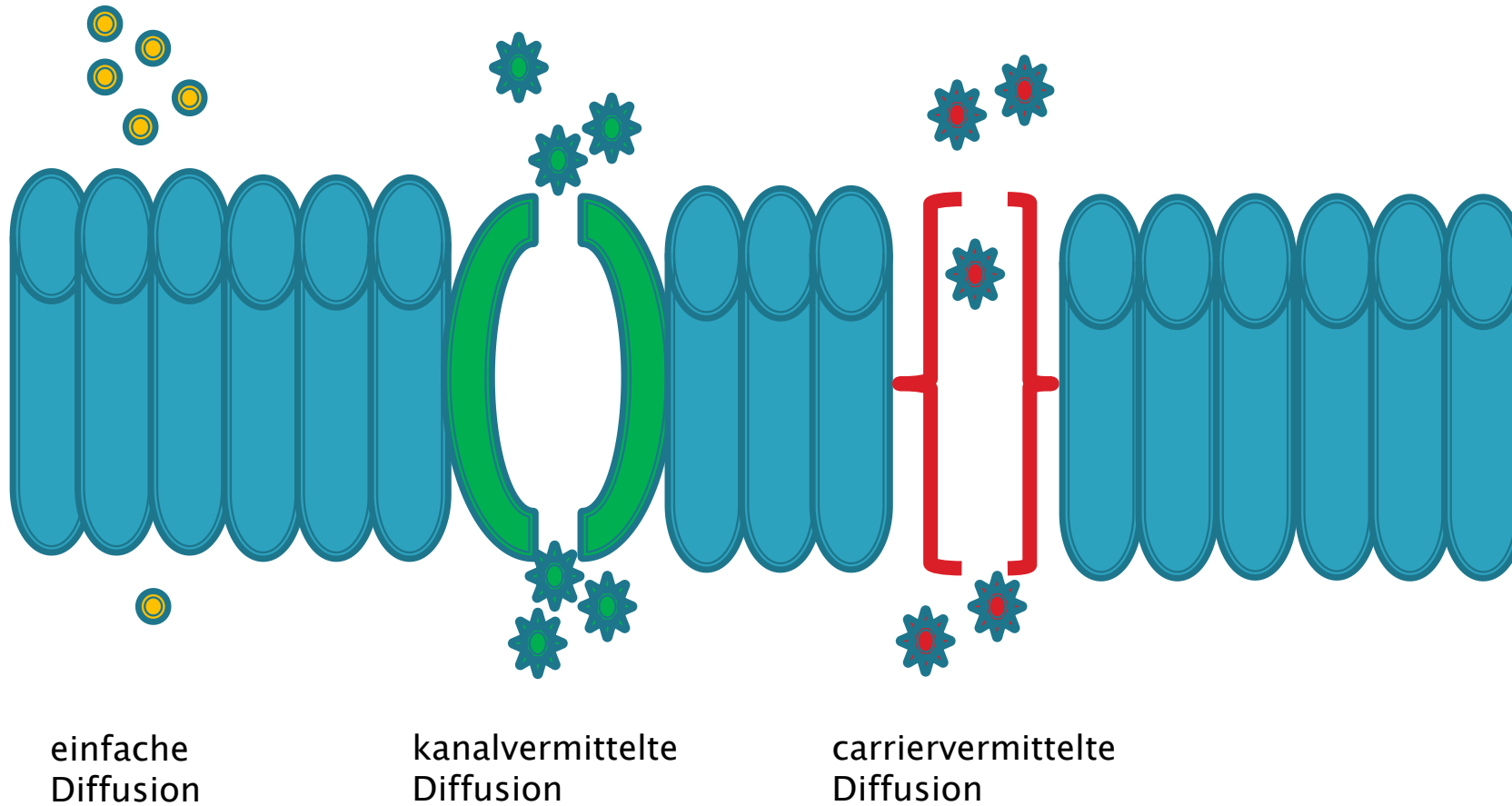
Warum ist Kolostrum so wichtig?

- ▶ 20% Todesrate innerhalb 21 Tage (Mila et al. 2012)
 - ▶ Exorbitante Steigerung bei unzureichender Kolostrumaufnahme
 - ▶ Mangelercheinungen bzw. Anfälligkeiten im späteren Leben
- 

Wie kommen die Inhaltsstoffe in die Milch ?

- ▶ Bildung werden im Drüsengewebe
 - ▶ Übertragung mit aktivem Transporter
 - ▶ Spezielle Mechanismen (z.B. zelluläre Migration)
- 

Wie kommen die Inhaltsstoffe in den Neonaten?



Welche Aufgaben übernehmen verschiedene Inhaltsstoffe



J. Dairy Sci. 98:3729–3740
<http://dx.doi.org/10.3168/jds.2014-8422>
© American Dairy Science Association®, 2015.

Effect of feeding whole compared with cell-free colostrum on calf immune status: The neonatal period

S. N. Langel, W. A. Wark, S. N. Garst, R. E. James, M. L. McGilliard, C. S. Petersson-Wolfe, and I. Kanevsky-Mullarky¹
Department of Dairy Science, Virginia Tech, Blacksburg 24061

ABSTRACT

Mortality and decreased weight gain resulting from infection and disease in dairy calves are problems within the dairy industry. The bovine neonate relies solely on colostrum to acquire antibodies through passive transfer. To date, colostrum quality is determined by the concentration of antibodies. However, proteins and cells in the colostrum might also enhance immune development in the neonate. To determine the effect of maternal colostrum immune cells on calf health and immune status, maternal colostrum was fed either fresh or after lysis of cells by flash-freezing in liquid nitrogen. Thirty-seven female Holstein and Jersey dairy calves were fed 4 quarts total of whole colostrum (WC) or cell-free

INTRODUCTION

The neonatal immune system is immunologically naïve, making the dairy calf highly susceptible to bacterial and viral pathogens. The National Animal Health Monitoring System reported that 56.5% of all unweaned heifer deaths were due to scours or diarrhea and 22.25% were due to respiratory problems (USDA-APHIS, 2007). Disease incidence in calves negatively affects the profitability of the dairy operation and decreases animal well-being. To abrogate illness and disease in calves, colostrum is required for passive transfer of nutrients and antibodies (Quigley and Drewry, 1998). To date, colostrum quality is determined by antibody content alone. However, colostrum also contains leuko-



J. Dairy Sci. 103:8130–8142
<https://doi.org/10.3168/jds.2020-18355>

© 2020 American Dairy Science Association®. Published by Elsevier Inc. and FASS Inc. All rights reserved.

Extended colostrum feeding for 2 weeks improves growth performance and reduces the susceptibility to diarrhea and pneumonia in neonatal Holstein dairy calves

S. Kargar,^{1*} M. Roshan,¹ S. M. Ghoreishi,¹ A. Akhlaghi,¹ M. Kanani,¹ A. R. Abedi Shams-Abadi,¹ and M. H. Ghaffari^{2*}

¹Department of Animal Science, School of Agriculture, Shiraz University, Shiraz 71441–65186, Iran

²Institute of Animal Science, Physiology and Hygiene Unit, University of Bonn, 53115 Bonn, Germany


Nutritional and Functional Properties of Colostrum in Puppies and Kittens

by Luciana Rossi * , Ana Elena Valdez Lumbreras , Simona Vagni ,
 Matteo Dell'Anno and Valentino Bontempo

Department of Health, Animal Science and Food Safety “Carlo Cantoni”-VESPA, Università degli Studi di Milano, 26900 Lodi, Italy

* Author to whom correspondence should be addressed.

Was kann ich als Züchter tun?

- ▶ Kolostrumbank aufbauen
 - ▶ Hündin perfekt vorbereiten (Impfung, Gewicht, Umfeld)
 - ▶ Kein unnötiger Ortswechsel zur Geburt
 - ▶ Sondenfütterung erlernen
 - ▶ Milchaustauscher parat haben
 - ▶ Ggf. Ammenhündin
 - ▶ Welpen in den ersten Stunden intensiv überwachen
 - ▶ Wenn möglich fachkundigen Tierarzt kennen
- 

Vielen Dank für Ihre Aufmerksamkeit!

Fragen?